

Pos.	Part No	Beschreibung	Pos.	Part No	Beschreibung
M	301081	MOTOR R302 PLUS 220/50/3			
001	501010	DICHTUNGSRING 15X35X6			
002	102037	SCHRAUBENABDECKUNG			
003	29321	MOT.GEHAUSESCHRA.R302 KPL			
004	101098	LUFTUNGSGITTER EDELSTAHL			
005	102099	PLATINE R302+/R502			
006	29380	REEDKONTAKT R302+			
007	29327	MOTORGEHAUSE R302 PLUS			
008	401503	FRONTPLATTE R302 PLUS			
009	29325	BEDIENFELD CDE R302 PLUS			
010	501840	POLUMSCHALTER + GRIFF			
011	117072	SCHALTERGRIFF RCF			
012	29335	GEHAUSE UNTEN R302/PLUS			
013	102031	FUSS			
014	515515	KABELVERSCHRAUBUNG			
015	502067	ANSCHLUSSKABEL R5-A/R8			
016	39380	DECKEL CUTTER R301/U			
018	117059	DECKELCHEN FR MESSER			
019	27111	GEKERBTES MESSER R302 10MM			
020	27110	EXTRA GLATT. KUTTERMESSER			
021	27134	GEZAHNT. MESSER R302/PLUS			
022	29149	SCHUSSEL KOMPLETT KUTTER R301U/R3			
023	29081	VERRIEGELUNGSPLATTE R3/R301U KOMPL.			
024	27109	KUTTER R302/PLUS			
025	117079	GEMUSESCHNEIDERBERTEIL			
026	102021	STOPFERGRIFF			
027	29324	PUSHER ACC CL30/R302/PLUS			
028	102020	STOPFERFUHRUNG R302/R402			
029	102022	KAROTTEN STOPFER CL30			
030	102016	DECKEL CL CL30/R302			
031	117092	AUSWERFERSCHEI.ZWEISEITIG			
032	102019	AUSWURFSCHIEBE . CL30/R302			
033	117091	NABE AUSWURFSCHIEBE			
034	102003	GEMUSESCHNEIDER SCHUSSEL			
035	27112	GEMUSESCHNEIDE R302			

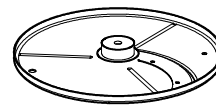
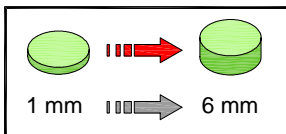


8 (800) 500-34-47
www.platonservice.com

R101A, R201, R201 Ultra, R211, R211 Ultra, R201E, R201 Ultra E, R301**, R301 Ultra**, R302, R302 Plus, R401**, R402**, R402 VV**, CL30**

EMINCEURS / SLICERS

777 110

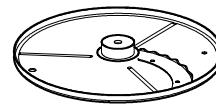
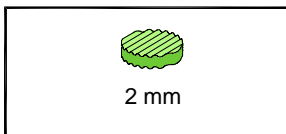


- 1 mm
- 2 mm
- 3 mm
- 4 mm
- 5 mm
- 6 mm

- 1*
- 2*
- 3*
- 4*
- 5*
- 6*

ONDULÉS / WAVED CUT

777 110

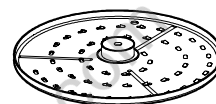
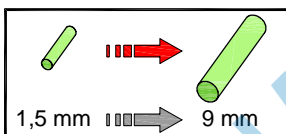


POMME ONDULEES 2 mm / RIPPLE CUT 2 mm

7*

RAPEURS / GRATERS

777 120



- 1,5 mm
- 2 mm
- 3 mm
- 6 mm
- 9 mm

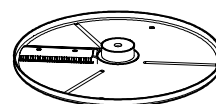
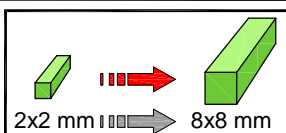
- 8*
- 9*
- 10*
- 11*
- 12*
- 13*
- 14*
- 15*
- 16*
- 17*
- 18*
- 19*
- 20*

- PARMESAN / PARMESAN
- POMME DE TERRE / POTATOES
- RADIS 0,7 mm / RADISH 0,7 mm
- RADIS 1 mm / RADISH 1 mm
- RADIS 1,3 mm / RADISH 1,3 mm
- 1,5 mm (POUR CL30 / FOR CL30)
- 2 mm (POUR CL30 / FOR CL30)
- 3 mm (POUR CL30 / FOR CL30)

PLATONSERVICE
 8 (800) 500-3477
 www.platonservice.com

BATONNETS / JULIENNE

777 130



- 2 x 2 mm
- 2 x 4 mm
- 2 x 6 mm
- 4 x 4 mm
- 6 x 6 mm
- 8 x 8 mm

- 21*
- 22*
- 23*
- 24*
- 25*
- 26*

Pos.	Part No	Description	Pos.	Part No	Description
001	27051	EMINCEUR 1 mm			
002	27555	EMINCEUR 2 mm			
003	27086	EMINCEUR 3 mm			
004	27566	EMINCEUR 4 mm			
005	27087	EMINCEUR 5 mm			
006	27786	EMINCEUR 6 mm			
007	27621	POMPE ONDULEES 2 mm			



PLATON SERVICE

8 (800) 500-34-41

www.platonservice.com